

Who We Are

Our Mission

To provide quality solutions that build the capacity of learning communities.

Our Vision

To prepare today's learners for tomorrow's opportunities.

Our Purpose

To lead and to serve.

Who Do We Serve?

Counties: 10

Public School Districts: 76

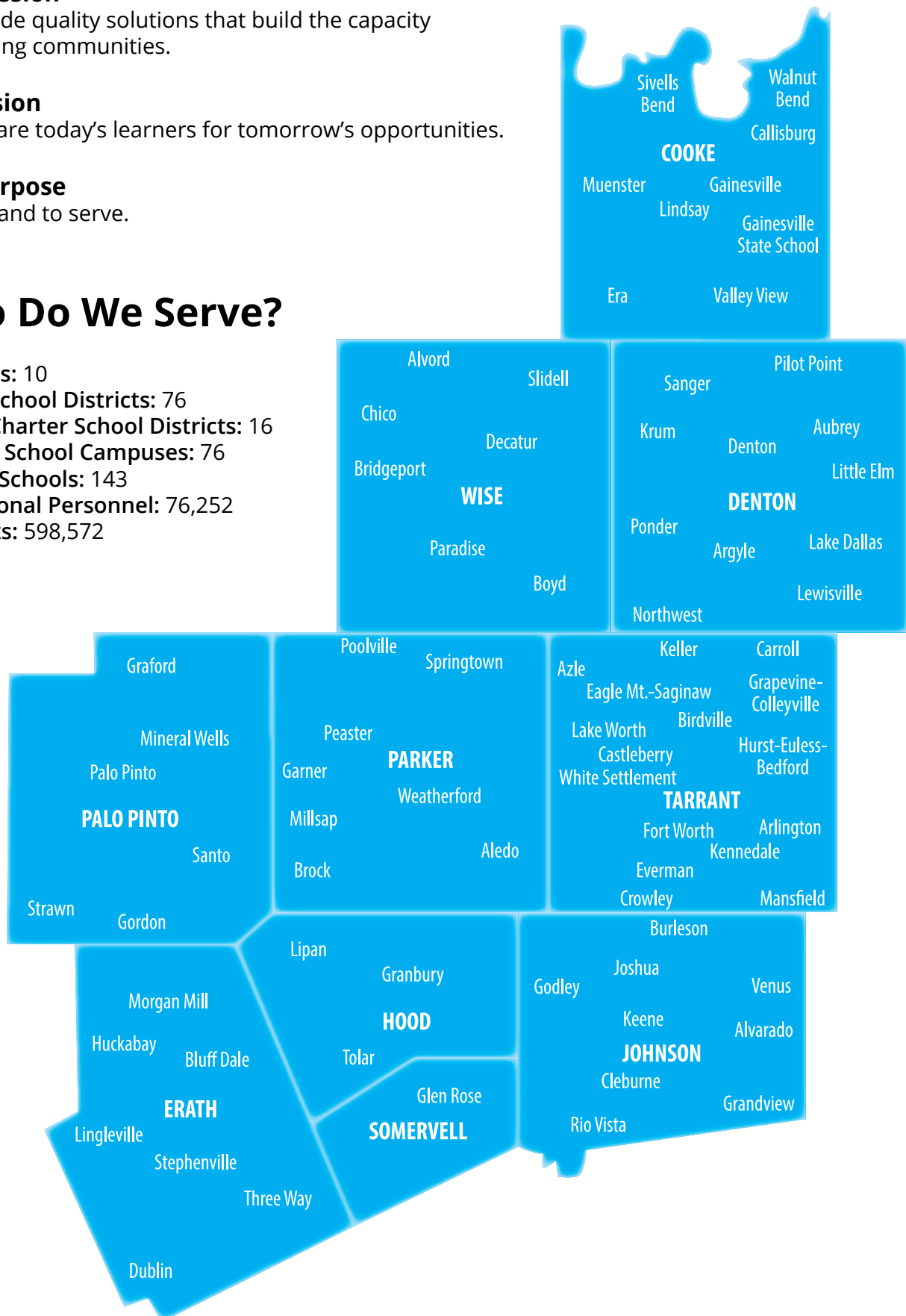
Public Charter School Districts: 16

Charter School Campuses: 76

Private Schools: 143

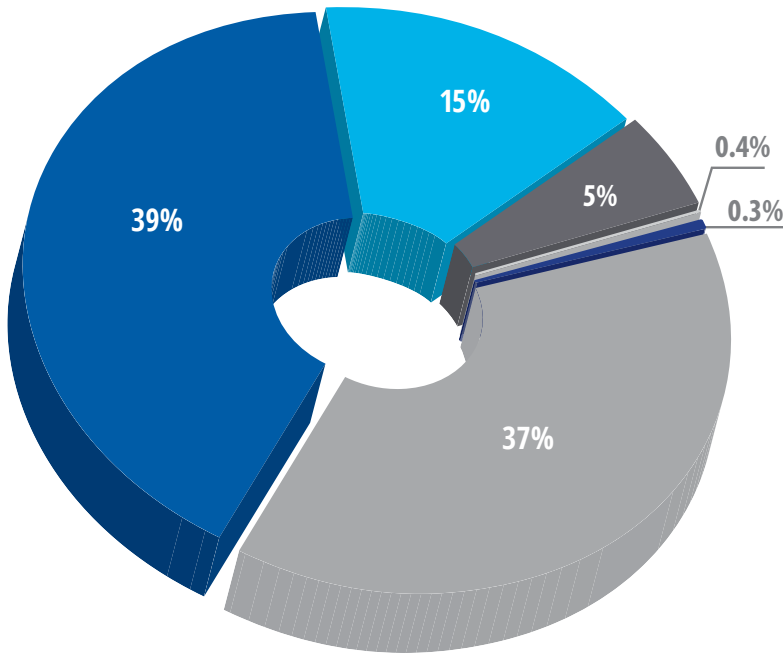
Educational Personnel: 76,252

Students: 598,572



Our Student Population

- 598,572
- Economically disadvantaged: 51.8%
- English Language Learners: 16%



Students by Ethnicity

Black or African American - 15%
• Asian - 5%
• Pacific Islander - 0.3%
• American Indian or Alaska Native - 0.4%
• Hispanic - 37%
• White - 39%

Based on the 2019-20 PEIMS Standard Reports

District and Charter Enrollment and Staff 2019-20

Students by Grade	Enrollment	Percent	Size by Enrollment	Staff Demographics	
Early Education	2,892	0.5	50,000+	2	<i>Teachers by Ethnicity</i>
Prekindergarten	21,980	3.7	25,000-49,999	4	African American
Kindergarten	41,308	6.9	10,000-24,999	7	Hispanic
Grade 1	41,873	7.0	5,000-9,999	10	White
Grade 2	41,436	6.9	3,000-4,999	12	American Indian
Grade 3	42,215	7.1	1,600-2,999	10	Asian
Grade 4	43,350	7.2	1,000-1,599	11	Pacific Islander
Grade 5	45,212	7.6	500-999	14	Two or More Races
Grade 6	45,878	7.7	Under 500	24	<i>Teachers by Gender</i>
Grade 7	46,012	7.7			Female
Grade 8	45,558	7.6			Male
Grade 9	50,583	8.5			<i>Teachers by Highest Degree</i>
Grade 10	46,323	7.7			No Degree
Grade 11	43,406	7.3			Bachelor's
Grade 12	40,546	6.8			Master's
					Doctorate
Total Region 11 Enrollment	598,572		Staff Profile 2019-2020		
			Teachers	40,494	
			Support Staff	8,347	
			Administrators	3,116	
			Professional Staff	51,957	
			Paraprofessional Staff	7,295	
			Auxiliary Staff	17,000	
			Total Staff	76,252	

Sources: 2019-20 Texas Education Agency PEIMS data
2018-19 Texas Education Agency TAPR

ESC Region 11 Charter Schools Served

Arlington Classics Academy - Elementary Campus
Arlington Classics Academy - Intermediate Campus
Arlington Classics Academy - Middle Campus
Brazos River Charter School
Chapel Hill Academy
Crosstimbers Academy
Denton Classical Academy
East Fort Worth Montessori Academy
Erath Excels Academy - Huston Academy
Fort Worth Academy of Fine Arts - Elementary/
Middle Campus (Grades 3-8)
Fort Worth Academy of Fine Arts - High School Campus
(Grades 9-12)
Founders Classical Academy of Corinth -
Grammar Campus
Founders Classical Academy of Corinth - Upper Campus
Founders Classical Academy of Flower Mound
Founders Classical Academy of Lewisville
Great Hearts Academy - Lakeside
Harmony School of Innovation - Euless
Harmony School of Innovation - Fort Worth
Harmony Science Academy - Euless
Harmony Science Academy - Fort Worth
High Point Academy - Fort Worth
High Point Academy - South Fort Worth
High Point Academy Elementary - Fort Worth
IDEA Achieve Academy - Haltom
IDEA Achieve College Preparatory - Haltom
IDEA Edgecliff Academy - Fort Worth (Crowley)
IDEA Edgecliff College Preparatory - Fort Worth
(Crowley)
IDEA Rise Academy - Fort Worth (Cherry)
IDEA Rise College Preparatory - Fort Worth (Cherry)
International Leadership of Texas Elementary -
Arlington
International Leadership of Texas Elementary -
East Fort Worth
International Leadership of Texas Elementary - Keller
International Leadership of Texas Elementary -
North Richland Hills
International Leadership of Texas Elementary - Saginaw
International Leadership of Texas HS - Arlington/
Grand Prairie
International Leadership of Texas HS - Keller/Saginaw
International Leadership of Texas Middle - Arlington
International Leadership of Texas Middle -
East Fort Worth
International Leadership of Texas Middle - Keller
International Leadership of Texas Middle -
North Richland Hills
International Leadership of Texas Middle - Saginaw
iSchool Academy of Texas - Lewisville
(Grammar campus)
iSchool Academy of Texas - Lewisville (HS campus)
iSchool Virtual Academy of Texas - Lewisville
Jean Massieu Academy
Lake Granbury Academy Charter School
Manara STEM Academy - Arlington
Newman International at Grace
Newman International at Pioneer
Newman International Academy of Arlington
Newman International Academy of Cedar Hill
Newman International Academy of Fort Worth
Newman International Academy of Mansfield
North Texas Collegiate Academy - East
North Texas Collegiate Academy - North
North Texas Collegiate Academy - South
Premier High School of Arlington
Premier High School of Comanche/Early
Premier High School of Fort Worth
Premier High School of Granbury
Richard Milburn Academy - Fort Worth
Texans Can Academy (Texans Can) - Fort Worth
Lancaster
Texans Can Academy (Texans Can) -
Fort Worth Westcreek
Texas Leadership of Arlington
Texas School of the Arts
Treetops School International
Trinity Basin Preparatory - Fort Worth Pafford Campus
Trinity Basin Preparatory - Fort Worth Panola Campus
Trivium Academy
Uplift Ascend Preparatory
Uplift Elevate Preparatory
Uplift Elevate Preparatory - Middle
Uplift Meridian Preparatory
Uplift Mighty Preparatory - High School
Uplift Mighty Preparatory - Middle
Uplift Mighty Preparatory - Primary
Uplift Summit International Preparatory - High School
Uplift Summit International Preparatory - Middle
Uplift Summit International Preparatory - Primary
Westlake Academy
Winfree Academy Charter School - Lewisville
Winfree Academy Charter School - North Richland Hills

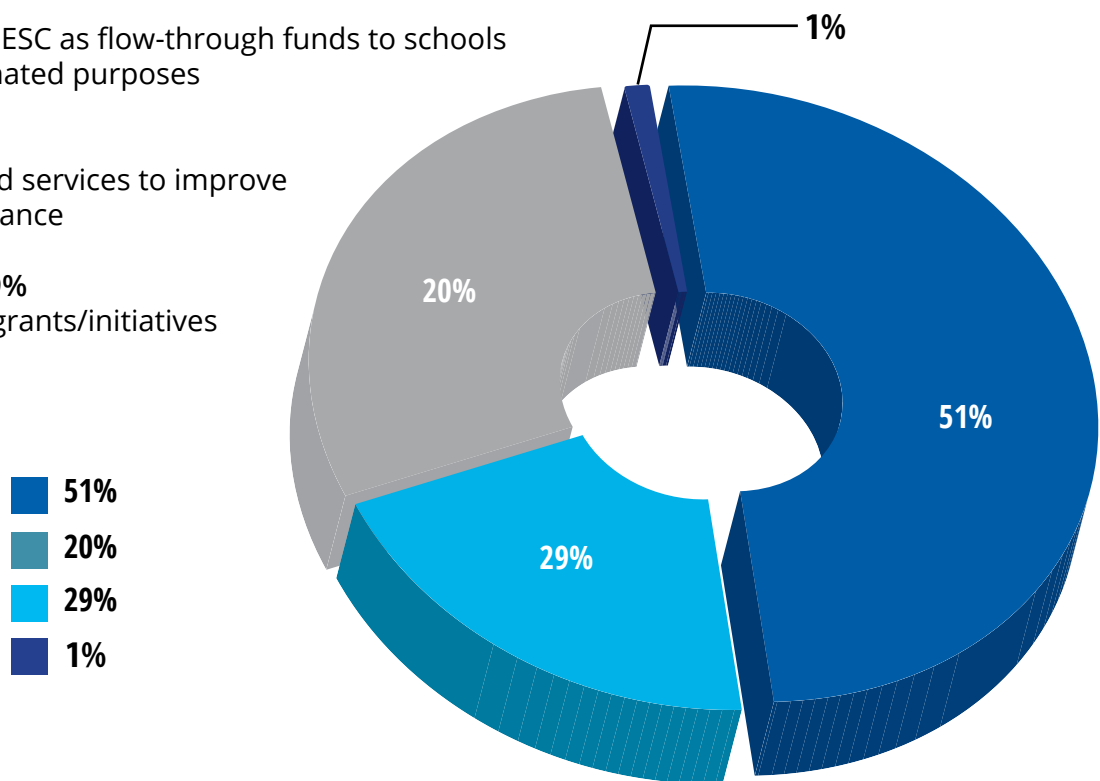


ESC Funding

Today, ESCs receive funding from three sources: the federal government, the state government, and through local funds. With these funds, we are able to hire and maintain quality staff, operate a comfortable training facility that can accommodate the needs of district personnel throughout the region, and provide state-of-the-art training equipment and technology. In addition, we work hard to utilize every dollar of funding in order to provide the best programs and services either free of charge or at reduced fees. We form cooperatives that allow for bulk purchasing of items or services, and develop specialized services at reduced fees in order to meet the needs of our school districts.

2019-20 Budgeted Revenues (\$41.5 million)*

- **Local = 51%**
Generated through sales of services
- **Federal = 20%**
Managed by the ESC as flow-through funds to schools for legally designated purposes
- **State Base = 1%**
Core services and services to improve student performance
- **State Other = 29%**
Managing state grants/initiatives



**These are pre-audit numbers that have not been finalized.*



140+
total number of programs and services

\$41,119,479
total district cost savings

98.3%
positive approval rating
on workshop evaluations

Superintendent Feedback



Programs and Services

ESC Region 11 offers programs and services to school districts and charter schools in the region. In addition, customized services are available based on the individual needs of districts or campuses.

Programs and services include:

- Administrators & Leadership
- Alternative Certification & Training
- Business & Financial Services
- Curriculum, Instruction & Assessment
- Federal Programs Support
- School Support Services
- Special Education
- Technology

Training at a Glance • 2019-2020

- Individuals Trained
241,919
- Technical Assistance Hours
53,575
- Training Contact Hours
472,463
- Participant Credit Hours
423,268
- Number of Sessions Offered
2,496

2019-2020

at a Glance



52,610

Consulting assistance contact hours provided to LEAs




712

STUDENTS attended iWork Youth Career Exploration

298

Teachers served with Instructional Coaching



288

BOARD MEMBERS TRAINED



71

Teachers honored at the 2020 Teacher of the Year Awards Banquet

52,655

Students accessing Discovery Education resources through Region 11



70

Districts participating in co-op arrangements



37

Campuses served with Instructional Coaching



2019-2020


at a Glance

23

Online, self-paced
digital learning
training with

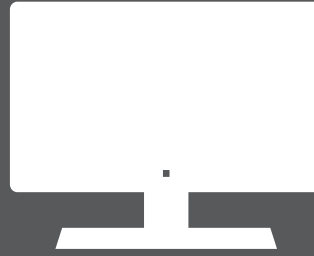
4,665

participants



220,414

Individuals
trained
Virtually/
Online



CTE Programs named
**COMMUNITY INVESTMENT
PARTNER OF THE YEAR**

*(Workforce Solutions for
North Central Texas)*

241,919

Individuals
trained
during 2019-20
school year



563

Educators
participated in
Bilingual/ESL
virtual training
April - July 2020




2,496

Total
Training
Sessions



28,715

Visitors to
Learning@11
website



467,025

Total Training
Contact Hours

