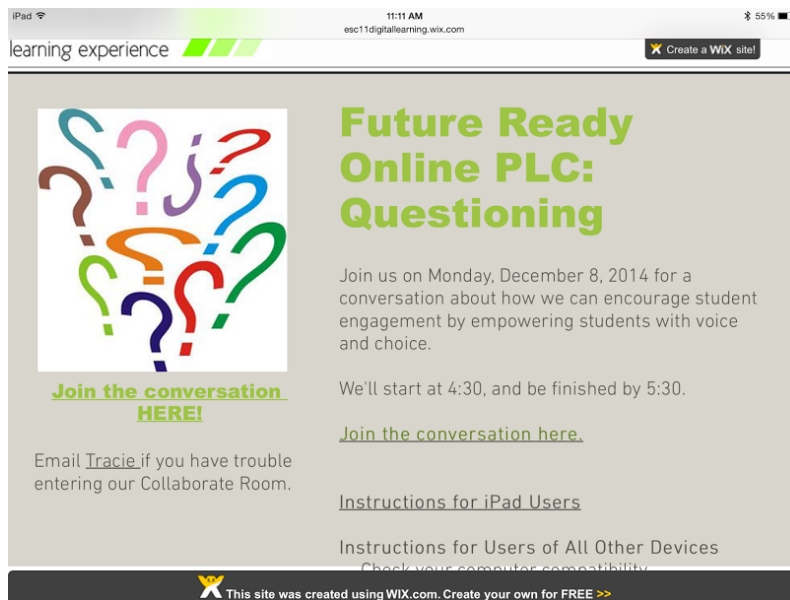


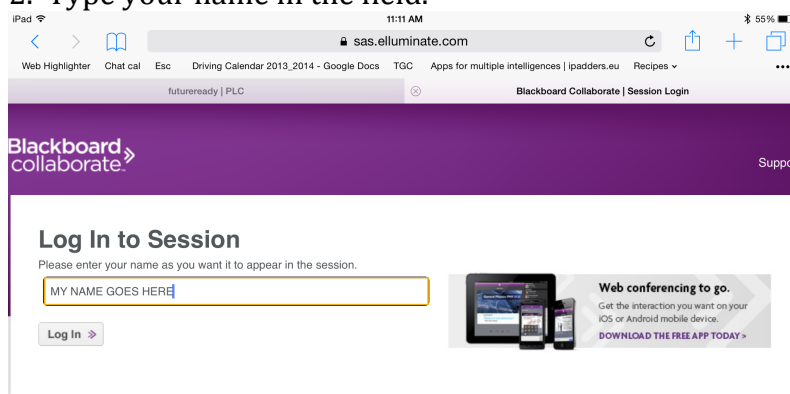
Connecting to the Online PLC from an iPad

1. Go to <http://esc11digitallearning.wix.com/futureready#!plc/c1dpr>
2. Click "Join the Conversation HERE."



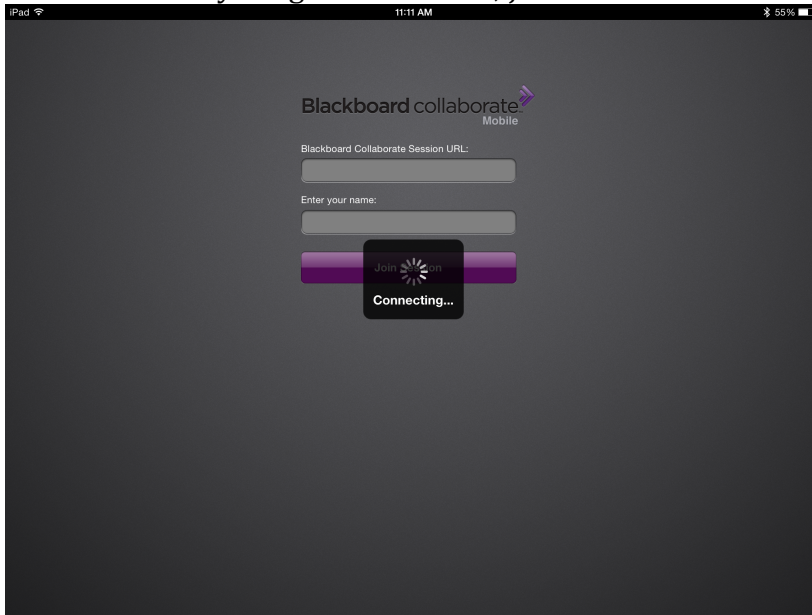
The screenshot shows a mobile browser interface on an iPad. The address bar displays 'esc11digitallearning.wix.com'. The page header includes 'learning experience' and a 'Create a WIX site!' button. The main content area features a graphic of colorful question marks on the left and text on the right. The text reads: 'Future Ready Online PLC: Questioning', 'Join us on Monday, December 8, 2014 for a conversation about how we can encourage student engagement by empowering students with voice and choice.', 'We'll start at 4:30, and be finished by 5:30.', and a link 'Join the conversation here.'. Below this is a link 'Instructions for iPad Users' and another link 'Instructions for Users of All Other Devices'. At the bottom, there is a footer: 'This site was created using WIX.com. Create your own for FREE >>'.

2. Type your name in the field.



The screenshot shows the Blackboard Collaborate session login page on an iPad. The browser address bar shows 'sas.illuminate.com'. The page has a purple header with the Blackboard Collaborate logo and a 'Support' link. The main content area is titled 'Log In to Session' and includes the instruction 'Please enter your name as you want it to appear in the session.' Below this is a text input field containing 'MY NAME GOES HERE' and a 'Log In' button. To the right of the input field is a promotional banner for 'Web conferencing to go.' with a 'DOWNLOAD THE FREE APP TODAY >' link. At the bottom of the page, there is a small copyright notice: '©2001-2014 Blackboard Inc. and its subsidiary companies. All rights reserved. (us-sas) Terms of Use | Privacy Policy | Rules of Conduct | Cookie Policy'.

3. Do not do anything in this screen; just wait.



4. You are in!

